
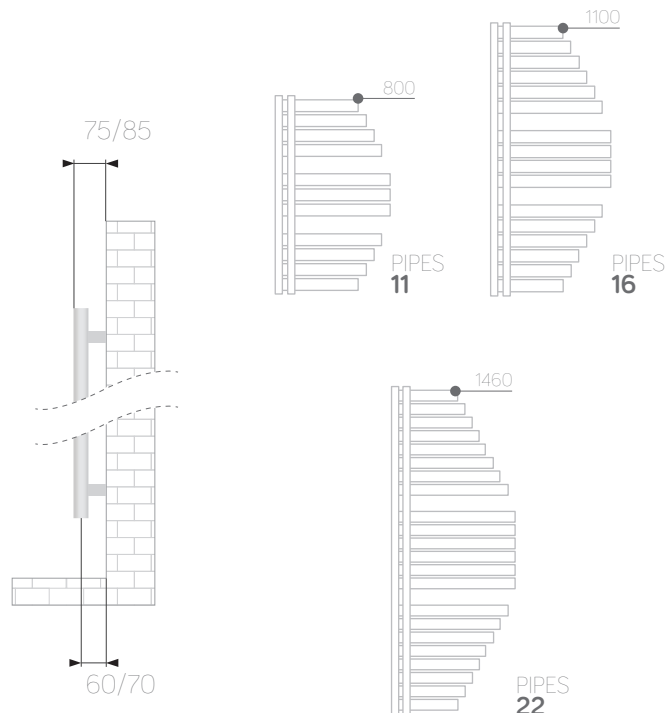


# Spinnaker

Technical sheet



- ONLY 50MM CONNECTIONS
- REVERSIBLE
- DUAL-FUEL USE



Material	carbon steel
Pipes- mm	50x10x1,5
Collectors	30x30x1,5
Connections	4x1/2 (air bleeding valve connection, included)
Wall fixings	3
Max pressure	4 bar
Max temperature	90 °C
Paint	epoxypolyester powder
Packaging	box and protections in cardboard + polyethylene foam sheet

**Standard equipment:** 1 kit wall fixing brackets - 1 air bleeding valve - 1 blind plug - 2 chromed caps for blind plug and air bleeding valve

## White RAL 9016

code	h (mm)	width (mm)	pipe centre (mm)	weight (kg)	water (lt)	ΔT50 °C (watt)	ΔT30 °C (watt)	ΔT42,5 °C (watt)	ΔT60 °C (watt)	exponent n	heating element (watt)
383755	800	463	50	7,8	2,6	309	158	250	393	1,31522	300
383756	1100	483	50	10,6	3,9	399	204	323	507	1,30893	300
383757	1460	547	50	15,6	5,4	536	266	429	689	1,37284	600

## Chrome

code	h (mm)	width (mm)	pipe centre (mm)	weight (kg)	water (lt)	ΔT50 °C (watt)	ΔT30 °C (watt)	ΔT42,5 °C (watt)	ΔT60 °C (watt)	exponent n	heating element (watt)
383762	800	463	50	8,3	2,7	185	96	150	235	1,29472	n.a.
383763	1100	483	50	11,2	3,9	238	124	194	301	1,2779	n.a.
383764	1460	547	50	15,4	5,4	357	179	287	458	1,36199	300

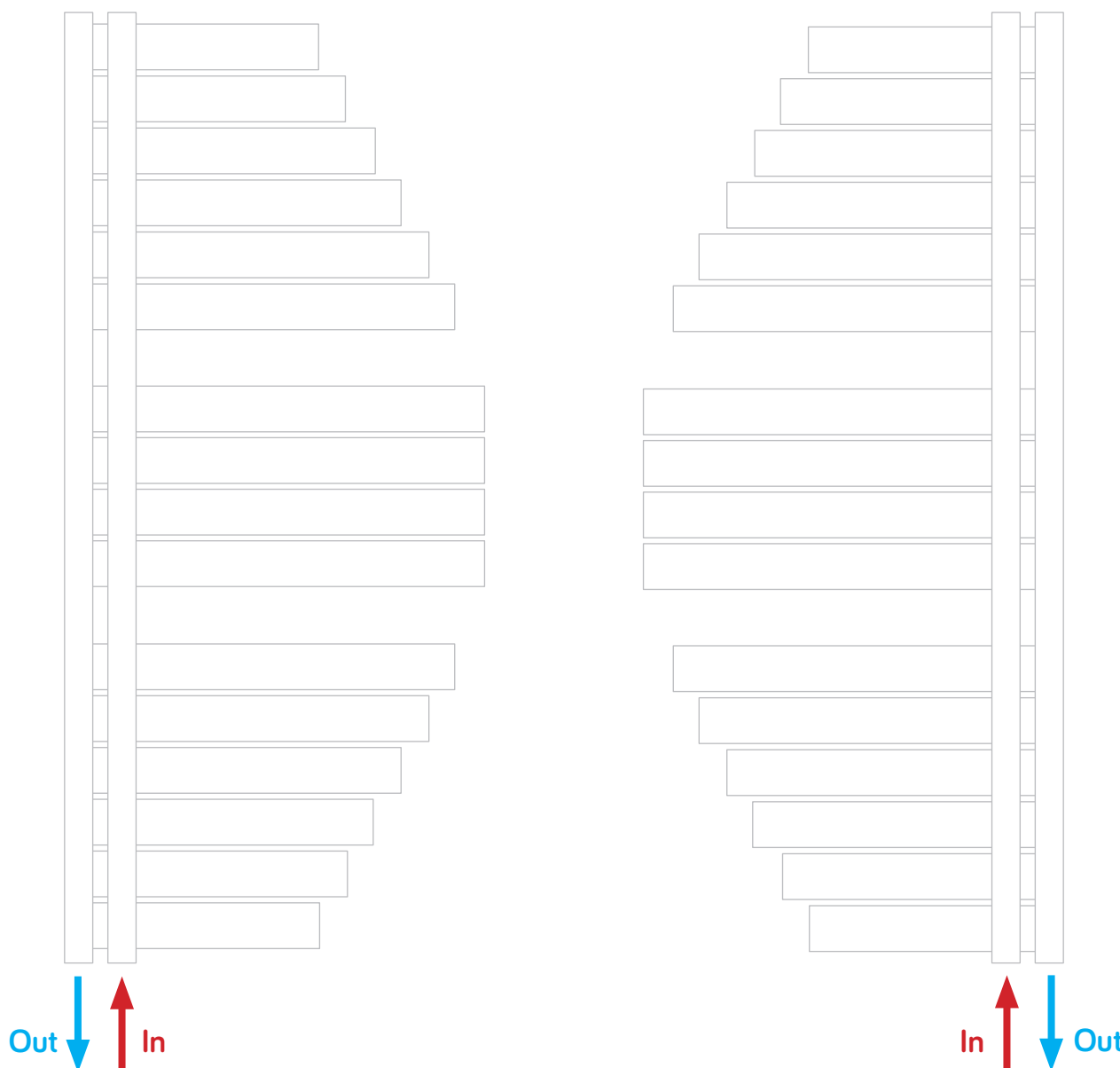
## White VOV09

code	h (mm)	width (mm)	pipe centre (mm)	weight (kg)	water (lt)	ΔT50 °C (watt)	ΔT30 °C (watt)	ΔT42,5 °C (watt)	ΔT60 °C (watt)	exponent n	heating element (watt)
383758	1100	483	50	10,6	3,9	399	205	323	507	1,30893	300
383759	1460	547	50	15,6	5,4	536	266	429	689	1,37284	600

## Anthracite VOV12

code	h (mm)	width (mm)	pipe centre (mm)	weight (kg)	water (lt)	$\Delta T_{50} \text{ }^\circ\text{C}$ (watt)	$\Delta T_{30} \text{ }^\circ\text{C}$ (watt)	$\Delta T_{42,5} \text{ }^\circ\text{C}$ (watt)	$\Delta T_{60} \text{ }^\circ\text{C}$ (watt)	exponent n	heating element (watt)
383760	1100	483	50	10,6	3,9	399	205	323	507	1,30893	300
383761	1460	547	50	15,6	5,4	536	266	429	689	1,37284	600

## Suggested installations



Our radiators are tested in qualified laboratories according to EN-442 regulations which determine the output value by fixing the  $\Delta T$  at 50 °C.  $\Delta T$  is the difference between the average temperature of the water inside the radiator and the room temperature. The formula is:  $\phi_x = \phi_{\Delta T_{50}} * (\Delta T_x / 50)^n$ .

Ex.:  $((75+65)/2) - 20 = 50 \text{ }^\circ\text{C}$ . For output values with a different  $\Delta T$  use the following formula:  $\phi_x = \phi_{\Delta T_{50}} * (\Delta T_x / 50)^n$ .

See calculation example of the output at  $\Delta T 60 \text{ }^\circ\text{C}$  of article 383755:  $309 * (60/50)^{1,31522} = 393$ .

Output values in kcal/h = watt x 0,85984. Output values in btu = watt x 3,412.

### KEY

$T_1$  = supply temperature -  $T_2$  = return temperature -  $T_3$  = room temperature.

$\phi_x$  = output to be calculated -  $\phi_{\Delta T_{50}}$  = output at  $\Delta T 50 \text{ }^\circ\text{C}$  (table) -  $\Delta T_x$  =  $\Delta T$  value to be calculated -  $n$  = exponent "n" (table).